



Western Piedmont Council of Governments

Greater Hickory Metropolitan Planning Organization

Technical Coordinating Committee (TCC)

Wednesday, January 19, 2022, 1:00 PM

WPCOG Offices—1880 2nd Ave NW

wpcog.org/metropolitan-planning-org

Agenda Item	Presenter	Attachment	Action
Call to Order / Introductions	Randy Williams		
Minutes of December 15, 2021 Meeting	Randy Williams	Attachment I	Approve Minutes
Fiscal Year 2023 Local Assessments	Brian Horton	Attachment II	Recommend to TAC for Approval
Draft FY 2023 Unified Planning Work Program (UPWP)	Brian Horton	Attachment III	Recommend to TAC for Public Release
Transportation Improvement Plan Revisions for 5303 Funding	Brian Horton	Attachment IV	Recommend to TAC for Public Release
2050 Metropolitan Transportation Plan Survey	Brian Horton	Attachment V	Information Item
NCDOT Updates			
Division 11	Sean Sizemore		
Division 12	Anil Panicker		
Division 13	Hannah Cook		
Transportation Planning Division	Pam Cook		
Public Comment / Announcements	Randy Williams		
Adjournment			
Next Meeting: February 23, 2022	Randy Williams		



**GREATER HICKORY
METROPOLITAN PLANNING ORGANIZATION (MPO)**
1880 2nd Avenue NW, PO Box 9026
Hickory, NC 28603



MINUTES
GREATER HICKORY METROPOLITAN PLANNING ORGANIZATION (GHMPO)
METROPOLITAN TECHNICAL COORDINATING COMMITTEE (TCC)
Wednesday, December 15, 2021 @ 1:00 PM
In-person meeting and via Zoom

Present			Absent		
First Name	Last Name	Representing	First Name	Last Name	Representing
Blake	Wright	Town of Maiden	Caroline	Kone	City of Hickory
Chase	Winebarger	Town of Sawmills	Chuck	Mullis	Town of Long View
David	Moose	Alexander County	Logan	Shook	Town of Hildebran
Erik	Schlichting	City of Conover	Phillip	Lookadoo	City of Morganton
Greg	Wilson	Town of Granite Falls			
Jacky	Eubanks	Catawba County			
Jeff	Blalock	WPRTA			
Jenny	Wheelock	City of Lenoir			
John	Marshall	City of Hickory (1 of 2)			
Jon	Greer	Town of Hudson			
Leah	Martin	City of Claremont			
Pam	Cook	NCDOT-TPD			
Randy	Feierabend	Town of Cahaj's Mountain			
Randy	Williams	City of Newton			
Rick	Justice	Town of Rhodhiss			
Shane	Prisby	Burke County			
Shelley	Stevens	Caldwell County			
Sherri	Bradshaw	Town of Drexel			
Steve	Miller	City of Hickory (2 of 2)			
WPCOG, Alternates, & Guests			NCDOT Staff & FHWA		
Anthony Starr – WPCOG			Sean Sizemore – Div. 11		
Averi Ritchie - WPCOG			Anil Panicker – Div. 12		
Brian Horton – WPCOG			Dean Ledbetter – Div. 12		
Duncan Cavanaugh – WPCOG			Chris Guffey – Div. 13		
Emma Stogner - WPCOG			Hannah Cook – Div. 13		
Kim Angel – WPRTA (alternate)			Stephen Sparks – Div. 13		
Mick Berry – Catawba County (alternate)			Steve Cannon – Div. 13		
Stephanie Watson – City of Conover (alternate)			Pam Cook – TPD		
Dave Gildersleeve – J. M. Teague					
Ed Evans – Mattern & Craig			Loretta Barren – FHWA		

Call to Order and Introductions – TCC Chair Randy Williams called the meeting to order and welcomed all present at 1:05 PM. Introductions were made around the room, followed by those participating remotely, which included TCC members Greg Wilson, Jenny Wheelock, John Marshall, Sherri Bradshaw, and Steve Miller. Upon a motion by Mr. Prisby and a second by Ms. Martin, the TCC unanimously consented to the remote participation of the aforementioned members.

Action Items:

- I. **Approval of Minutes** – Chair Williams asked members if they had a chance to review the minutes. Upon a motion from Mr. Prisby and a second by Mr. Eubanks, the TCC unanimously approved the minutes from their November 17, 2021, meeting.
- II. **2022 Meeting Calendar** – Mr. Horton presented the draft calendar for 2022 meeting dates. Mr. Horton noted most months fell on the fourth Wednesday with the exception of January,

November, and December. Mr. Horton explained the unique meeting date for January would allow adoption of local assessments prior to the WPCOG Policy Board meeting, while November and December dates avoided holidays. Upon a motion from Mr. Prisby and a second by Mr. Williams, the TAC unanimously approved the 2022 Meeting Calendar.

- III. 2024-2033 STIP Development Methodology** – Mr. Horton expanded upon last month’s update, where he explained how “committed” projects in the current (2020-2029) STIP now exceeded available funding by \$11 billion. Mr. Horton elaborated that the emerging methodology for “re-evaluation” projects appeared to give priority to P3 before P4 then P5. Mr. Horton showed how few of the projects at risk of losing their funding fell within P3. Mr. Horton explained that this “oldest first” methodology would likely result in losing funding for most of the “re-evaluation” projects. Mr. Horton also shared the possibility of swapping projects, if their combined costs did not exceed 110% of the replaced project(s). Mr. Starr asked about process and timing to make a funding swap recommendation. Mr. Horton thought that such discussions may occur concurrently with draft STIP development in 2022, but it would later be clarified by NCDOT at TAC that the timing of swap discussions may not happen until after the draft STIP were released. Mr. Starr also asked about geographic equity. Mr. Horton noted the funding pots (two Regions and three Divisions) could also limit swapping. No action was required for this information item.

NCDOT Update –

- **Division 11** – Mr. Sizemore shared a projects update.
- **Division 12** – Mr. Panicker shared a projects update.
- **Division 13** – Ms. Hannah Cook presented an update, including the status of Exit 112 as 95% complete.
- **NCDOT-TPD** – Ms. Pam Cook shared her update via the TPD Newsletter.

Public comments or announcements: None.

Adjournment – Chair Williams adjourned the meeting at 1:55 PM. The next meeting is scheduled for January 19, 2022, at 1:00 pm

Respectfully Submitted,

Randy Williams, MPO/TCC Chair

Brian Horton, TCC Secretary

**REQUEST FOR ACTION
TRANSPORTATION ADVISORY COMMITTEE**

MEETING DATE: January 19, 2022

SUBJECT: FY 2023 Transportation Assessments for MPO Work Program

PRESENTER: Brian Horton

ATTACHMENTS: 1. NCDOT Transportation Planning Division Letter
2. NCDOT Integrated Mobility Division Letter
3. MPO Assessments Table by Area Local Government

SUMMARY OF REQUEST:

WPCOG serves as the lead planning agency for the Greater Hickory MPO. Each year, the WPCOG assesses dues to its local governments. The Policy Board of the WPCOG approves the overall dues, but the Transportation Advisory Committee has purview over the portion used to fulfill the required local match for Federal transportation funding.

Per the attached NCDOT-TPD letter, PL funding is decreasing from \$362,691 to \$351,800. Other Highway program funding will remain at the same levels, including \$80,000 in Statewide Planning Research (SPR) and \$100,000 in Surface Transportation Block Grant – Direct Attributable (STBG-DA) funding.

Staff proposes to manage this slight grant decrease by adjusting our administrative work budget. This will retain all other work programs at current levels, in order to update to the 2050 Metropolitan Transportation Plan (MTP). 2022-2023 will continue to be a work-intensive year for the 2050 update, though shifting from data collection to plan writing.

Per the attached NCDOT-IMD letter, 5303 funding is increasing from \$53,800 to \$109,942. Other 5307 funding administered by WPRTA would decrease from \$83,000 to \$68,000. The overall increase in transit planning funding will help support an ambitious 2022-2023 that will support service changes in Burke and Catawba counties, expansion plans in Caldwell County, and planning assistance in all four counties.

Based on the direction of the TCC and TAC in recent years, staff also proposes to utilize the annually estimated population to apportion the assessments. The attached table shows a comparison of last year and this year to show how the collective transportation assessments are increasing by local government.

BOARD ACTION REQUESTED: Staff requests TAC to review and approve the FY 2023 MPO assessments.

Suggested Motion: *I move that the TAC approve the assessments as presented.*



STATE OF NORTH CAROLINA
DEPARTMENT OF TRANSPORTATION

ROY COOPER
GOVERNOR

J. ERIC BOYETTE
SECRETARY

December 1, 2021

Mr. Brian Horton, AICP, Transportation Planning Manager
Western Piedmont Council of Governments
P.O. Box 9026
Hickory, North Carolina 28603-9026

Subject: Greater Hickory MPO, FY 2023 PL Work Program Allocation

Dear Mr. Horton:

At this time, TPD does not yet know when the FY 22/23 funds will be available and the exact amount of funding. Therefore, TPD will assume the same allocation as FY22 providing an available amount of \$5,902,215. We further estimate an additional amount available due to closure of FY20 accounts of \$2,016,630.

For FY23, the MPO is estimated to receive a yearly allocation of \$351,800 in Federal PL funds.

80% Federal funds	20% local match	Total work plan Federal PL + local match for PL funds *
\$351,800	\$87,950	\$439,750

(*Total does not include other sources of Federal, State, or local funding).

If the MPO plans to program any STBG-DA funds for planning, you should coordinate with your appropriate TIP regional contact to have it added to the STIP, add it to your work plan and coordinate with your TPD Coordinator to develop a STBG-DA funding agreement. Please copy myself and Daryl Vreeland (dvreeland@ncdot.gov) with this amount.

For auditing purposes, you should include the program name (Metropolitan Planning / PL 104(f) funds) and the CFDA Number (20.205-5) on your Schedule of Expenditures for Federal and State Awards. FY23 WBS and PO numbers will be transmitted in the future.

Your Draft (U)PWP for FY 2023 will be due on February 28, 2022 and your approved PWP should be submitted by May 10, 2022 online in .pdf format and include the cover letter, adoption resolution, summary budget table, and an item by item task description. The MPO is also required to complete an annual certification prior to the Department approving your FY 2023 PL program. The annual certification resolution (as well as the yearend report) should be uploaded as separate .pdf documents. If you have any questions, please do not hesitate to call or email me: (919) 707-0901, jalavi@ncdot.gov.

Your work plan also includes \$80,000 in Federal SPR funds to cover planning activities in the former RPO areas that have been incorporated into the MPO. These funds should be billed separately from your normal PL invoice.

Sincerely,

Jamal Alavi

Jamal Alavi, P.E.

Director, Transportation Planning Division

Mailing Address:
NC DEPARTMENT OF TRANSPORTATION
TRANSPORTATION PLANNING DIVISION
1554 MAIL SERVICE CENTER
RALEIGH, NC 27699-1554

Telephone: (919) 707-0900
Fax: (919) 733-9794
Customer Service: 1-877-368-4968

Website: www.ncdot.gov

Location:
1 SOUTH WILMINGTON STREET
RALEIGH, NC 27601



STATE OF NORTH CAROLINA
DEPARTMENT OF TRANSPORTATION

ROY COOPER
GOVERNOR

J. ERIC BOYETTE
SECRETARY

December 7, 2021

**To: MPO Lead Planning Agency Contacts
Transit Agency Contacts**

**From: Ryan Brumfield, Director
Integrated Mobility Division**

**Subject: Planning Work Program (PWP) Section 5303 Application for FY2023
Transit Planning Funds**

The Integrated Mobility Division (IMD) is pleased to announce the FY 2023 transit planning allocations for the state's urbanized areas (Attached Allocation Formula Table). These funds are available from the Federal Transit Administration (FTA) under the Metropolitan Planning Program (49 U.S.C. 5305(d)).

The total amount of FFY21 (SFY23) 5303 funds available to North Carolina is \$2,302,014. IMD added an additional amount of unobligated funds, \$3,580,285, totaling the available allocation to \$5,882,299. The allocation for each MPO in the Table reflects the amount for the upcoming fiscal year. The goal is to have the 5303 allocations approved at the April 6, 2022, NCDOT Board of Transportation Meeting. There will be a two-year contract to follow.

Draft UPWP/PWPs must be submitted to IMD into the on-line grants module, Enterprise Business Services (EBS), by **January 28, 2022**, for review by IMD and FTA. The Draft UPWP/PWP must include the Funding Sources Table, the FTA Task Narrative Table, a DBE Anticipated Contracting Opportunities form, the Certification of the planning process, and a notation of the MPO's anticipated PWP adoption date. You only need to provide complete information for each item in the FTA Task Narrative Table for Section 5303 and Section 5307 funded planning tasks.

Final UPWP/PWPs with supporting documentation including TAC Resolution should be updated in the on-line grants module, Enterprise Business Services (EBS), on or before **March 15, 2022**. If there were revisions between the Draft and Final UPWP, the Application Budget in EBS must be updated by March 15, 2022, to reflect these changes. Please note, the Integrated Mobility Division will submit the UPWP's for MPO's located in areas over 200,000 in population directly to FTA for approval on March 24, 2022. This change is to consolidate and streamline the UPWP approval process by FTA.

We encourage you to review the instructions and to work with your IMD Regional Grants Specialist. Please contact Pam DiGiovanni at (919) 707-4680 or pmdigiovanni@ncdot.gov if you have any questions.

Mailing Address:
NC DEPARTMENT OF TRANSPORTATION
INTEGRATED MOBILITY DIVISION
1550 MAIL SERVICE CENTER
RALEIGH, NC 27699-1550

Telephone: 919-707-2600
Fax: 919-733-1391
Customer Service: 1-877-368-4968

Location:
1 SOUTH WILMINGTON STREET
RALEIGH, NC 27601

Website: www.ncdot.gov



Western Piedmont Council of Governments

Creative Regional Solutions Since 1968

DRAFT FISCAL YEAR 2022 - 2023 ASSESSMENTS

Local Government	2020 MPO Population *	MPO PL / SPR / DA	MPO FTA	Total MPO Assessments 2022-2023	Total MPO Assessments 2021-2022	% Change 2021-2022 to 2022-2023
Alexander County	34,056	\$13,871.34	\$1,291.99	\$15,163.33	\$15,195.37	-0.2%
Taylorsville	2,316	\$943.33	\$87.86	\$1,031.19	\$891.04	15.7%
Burke County	56,088	\$22,845.19	\$2,127.83	\$24,973.02	\$25,189.61	-0.9%
Connelly Springs	1,525	\$621.15	\$57.85	\$679.00	\$704.85	-3.7%
Drexel	1,756	\$715.24	\$66.62	\$781.86	\$769.02	1.7%
Glen Alpine	1,525	\$621.15	\$57.85	\$679.00	\$660.41	2.8%
Hildebran	1,675	\$682.24	\$63.55	\$745.79	\$839.04	-11.1%
Morganton	17,431	\$7,099.82	\$661.29	\$7,761.11	\$7,126.59	8.9%
Rutherford College	1,223	\$498.14	\$46.40	\$544.54	\$587.88	-7.4%
Valdese	4,677	\$1,904.99	\$177.43	\$2,082.42	\$1,897.79	9.7%
Caldwell County	41,264	\$16,807.23	\$1,565.45	\$18,372.68	\$18,704.99	-1.8%
Cajah's Mountain	2,718	\$1,107.07	\$103.11	\$1,210.18	\$1,147.65	5.4%
Cedar Rock	301	\$122.60	\$11.42	\$134.02	\$122.44	9.5%
Gamewell	3,696	\$1,505.42	\$140.22	\$1,645.64	\$1,707.43	-3.6%
Granite Falls	4,957	\$2,019.03	\$188.06	\$2,207.09	\$1,985.02	11.2%
Hudson	3,774	\$1,537.19	\$143.18	\$1,680.37	\$1,681.85	-0.1%
Lenoir	18,324	\$7,463.54	\$695.16	\$8,158.70	\$7,438.98	9.7%
Rhodhiss	994	\$404.87	\$37.71	\$442.58	\$464.59	-4.7%
Sawmills	5,012	\$2,041.44	\$190.14	\$2,231.58	\$2,195.92	1.6%
Catawba County	84,901	\$34,581.01	\$3,220.92	\$37,801.93	\$36,350.80	4.0%
Brookford	443	\$180.44	\$16.81	\$197.25	\$157.66	25.1%
Catawba	703	\$286.34	\$26.67	\$313.01	\$255.77	22.4%
Claremont	1,695	\$690.39	\$64.30	\$754.69	\$626.87	20.4%
Conover	8,437	\$3,436.47	\$320.08	\$3,756.55	\$3,581.32	4.9%
Hickory	41,486	\$16,897.65	\$1,573.87	\$18,471.52	\$17,362.36	6.4%
Long View	4,362	\$1,776.69	\$165.48	\$1,942.17	\$2,039.95	-4.8%
Maiden	3,743	\$1,524.56	\$142.00	\$1,666.56	\$1,434.04	16.2%
Newton	13,173	\$5,365.49	\$499.75	\$5,865.24	\$5,475.76	7.1%
TOTALS	362,255	\$147,550	\$13,743	\$161,293	\$156,595	3.0%

* Dues for the MPO are based on population figures from the NC Office of State Planning for 2020.

Unified Planning Work Program (UPWP) – Draft FY 2022-2023 Plan Summary

For the full draft plan, visit: <http://www.wpcog.org/transportation-documents>

Purpose

The Unified Planning Work Program (UPWP) outlines transportation planning tasks to be conducted during the fiscal year. The UPWP sets the budget for these items and identifies the funding sources. MPO staff is responsible for ensuring completion of the planning tasks identified in the UPWP.

Federal Requirements

The new Infrastructure Investment and Jobs Act (IIJA) continues many planning factors previously in the FAST Act, including added new emphasis on equity and resiliency. This is achieved through a Continuing, Cooperative, and Comprehensive (3-C) transportation planning process that results in a long-range plan and short-range program of projects. The Greater Hickory Metropolitan Planning Organization (MPO) is required to develop and update a long-range Metropolitan Transportation Plan (MTP) and a short-range Transportation Improvement Program (TIP).

Planning Considerations

Major components that feed into the long-range plan (MTP) and short-range program (TIP) include:

- Federal Planning Factors
- Travel Demand Model
- Priority Needs List and Scoring Criteria
- Transportation Management Area (TMA)
- Public Involvement, Title VI, and Environmental Justice

Key Changes from FY 2021-2022 to FY 2022-2023

Various UPWP tasks are proposed to remain the same in response to the slight decrease (-3%) in PL funds, except Administration (-13%) and overall transit planning tasks (+37%). Transit-related UPWP tasks are proposed to increase in response to the significant 5303 funding increase (104%) offset by a recommended decrease (-18%) in administered 5307 funds.

- Administration – from \$107,114 to \$93,500 (-13%)
- Transit Planning – from \$120,200 to \$164,342 (+37%)

FTA CODE	TASK CODE	TASK DESCRIPTION	Local/FHWA PL/SPR/DA Budget	Section 104(f) PL Funds			NCDOT Planning - SPR			STBG-DA Funds			Transit Planning - 5303				SECTION 5307			
				Local (20%)	Federal 80%	Fund Total	State (20%)	Federal (80%)	Fund Total	Local (20%)	Federal (80%)	Fund Total	Local (10%)	State (10%)	Federal (80%)	Fund Total	Local (10%)	State (10%)	FTA (80%)	5307 Total
	II-A	Data & Support	\$ 120,000	\$ 24,000	\$ 96,000	\$ 120,000	\$ -	\$ -	\$ -	\$ -	\$ -	\$ -	\$ 1,875	\$ 1,875	\$ 15,000	\$ 18,750	\$ -	\$ -	\$ -	\$ -
44.24.00	II-A-1	Networks & Systems	\$ 50,000	\$ 10,000	\$ 40,000	\$ 50,000	\$ -	\$ -	\$ -	\$ -	\$ -	\$ -	\$ 1,875	\$ 1,875	\$ 15,000	\$ 18,750	\$ -	\$ -	\$ -	\$ -
44.23.01	II-A-2	Travelers & Behavior	\$ 50,000	\$ 10,000	\$ 40,000	\$ 50,000	\$ -	\$ -	\$ -	\$ -	\$ -	\$ -	\$ -	\$ -	\$ -	\$ -	\$ -	\$ -	\$ -	\$ -
44.23.02	II-A-3	Transp. Modeling	\$ 20,000	\$ 4,000	\$ 16,000	\$ 20,000	\$ -	\$ -	\$ -	\$ -	\$ -	\$ -	\$ -	\$ -	\$ -	\$ -	\$ -	\$ -	\$ -	\$ -
	II-B	Planning Process	\$ 197,500	\$ 27,500	\$ 110,000	\$ 137,500	\$ 2,000	\$ 8,000	\$ 10,000	\$ 10,000	\$ 40,000	\$ 50,000	\$ 6,000	\$ 6,000	\$ 48,000	\$ 60,000	\$ 1,500	\$ 1,500	\$ 12,000	\$ 15,000
44.22.00	II-B-1	Targeted Planning	\$ 62,500	\$ 12,500	\$ 50,000	\$ 62,500	\$ -	\$ -	\$ -	\$ -	\$ -	\$ -	\$ 1,000	\$ 1,000	\$ 8,000	\$ 10,000	\$ -	\$ -	\$ -	\$ -
44.23.01	II-B-2	Regional Planning	\$ 135,000	\$ 15,000	\$ 60,000	\$ 75,000	\$ 2,000	\$ 8,000	\$ 10,000	\$ 10,000	\$ 40,000	\$ 50,000	\$ 5,000	\$ 5,000	\$ 40,000	\$ 50,000	\$ 1,500	\$ 1,500	\$ 12,000	\$ 15,000
44.27.00	II-B-3	Special Studies	\$ -	\$ -	\$ -	\$ -	\$ -	\$ -	\$ -	\$ -	\$ -	\$ -	\$ -	\$ -	\$ -	\$ -	\$ -	\$ -	\$ -	\$ -
	III-A	Planning Work Prgm	\$ 35,000	\$ 5,000	\$ 20,000	\$ 25,000	\$ 2,000	\$ 8,000	\$ 10,000	\$ -	\$ -	\$ -	\$ 1,000	\$ 1,000	\$ 8,000	\$ 10,000	\$ -	\$ -	\$ -	\$ -
44.21.00	III-A-1	Work Program	\$ 17,500	\$ 2,500	\$ 10,000	\$ 12,500	\$ 1,000	\$ 4,000	\$ 5,000	\$ -	\$ -	\$ -	\$ 1,000	\$ 1,000	\$ 8,000	\$ 10,000	\$ -	\$ -	\$ -	\$ -
44.24.00	III-A-2	Metrics & Measures	\$ 17,500	\$ 2,500	\$ 10,000	\$ 12,500	\$ 1,000	\$ 4,000	\$ 5,000	\$ -	\$ -	\$ -	\$ -	\$ -	\$ -	\$ -	\$ -	\$ -	\$ -	\$ -
	III-B	TIP	\$ 67,500	\$ 8,500	\$ 34,000	\$ 42,500	\$ 3,000	\$ 12,000	\$ 15,000	\$ 2,000	\$ 8,000	\$ 10,000	\$ 1,000	\$ 1,000	\$ 8,000	\$ 10,000	\$ -	\$ -	\$ -	\$ -
44.25.00	III-B-1	Prioritization	\$ 22,500	\$ 3,000	\$ 12,000	\$ 15,000	\$ 1,000	\$ 4,000	\$ 5,000	\$ 500	\$ 2,000	\$ 2,500	\$ -	\$ -	\$ -	\$ -	\$ -	\$ -	\$ -	\$ -
44.25.00	III-B-2	Metropolitan TIP	\$ 22,500	\$ 3,000	\$ 12,000	\$ 15,000	\$ 1,000	\$ 4,000	\$ 5,000	\$ 500	\$ 2,000	\$ 2,500	\$ 1,000	\$ 1,000	\$ 8,000	\$ 10,000	\$ -	\$ -	\$ -	\$ -
44.25.00	III-B-3	Merger/Proj. Dev't	\$ 22,500	\$ 2,500	\$ 10,000	\$ 12,500	\$ 1,000	\$ 4,000	\$ 5,000	\$ 1,000	\$ 4,000	\$ 5,000	\$ -	\$ -	\$ -	\$ -	\$ -	\$ -	\$ -	\$ -
	III-C	Civil Rgts. Cmp./Regs	\$ 98,750	\$ 14,750	\$ 59,000	\$ 73,750	\$ 3,000	\$ 12,000	\$ 15,000	\$ 2,000	\$ 8,000	\$ 10,000	\$ -	\$ -	\$ -	\$ -	\$ -	\$ -	\$ -	\$ -
44.27.00	III-C-1	Title VI Compliance	\$ 19,000	\$ 3,000	\$ 12,000	\$ 15,000	\$ 800	\$ 3,200	\$ 4,000	\$ -	\$ -	\$ -	\$ -	\$ -	\$ -	\$ -	\$ -	\$ -	\$ -	\$ -
44.27.00	III-C-2	Environ'l Justice	\$ 36,500	\$ 6,500	\$ 26,000	\$ 32,500	\$ 800	\$ 3,200	\$ 4,000	\$ -	\$ -	\$ -	\$ -	\$ -	\$ -	\$ -	\$ -	\$ -	\$ -	\$ -
44.27.00	III-C-3	Minority Enterprise	\$ -	\$ -	\$ -	\$ -	\$ -	\$ -	\$ -	\$ -	\$ -	\$ -	\$ -	\$ -	\$ -	\$ -	\$ -	\$ -	\$ -	\$ -
44.27.00	III-C-4	Planning for Elderly	\$ 6,250	\$ 1,250	\$ 5,000	\$ 6,250	\$ -	\$ -	\$ -	\$ -	\$ -	\$ -	\$ -	\$ -	\$ -	\$ -	\$ -	\$ -	\$ -	\$ -
44.27.00	III-C-5	Safety/Drug Control	\$ -	\$ -	\$ -	\$ -	\$ -	\$ -	\$ -	\$ -	\$ -	\$ -	\$ -	\$ -	\$ -	\$ -	\$ -	\$ -	\$ -	\$ -
44.27.00	III-C-6	Public Involvement	\$ 37,000	\$ 4,000	\$ 16,000	\$ 20,000	\$ 1,400	\$ 5,600	\$ 7,000	\$ 2,000	\$ 8,000	\$ 10,000	\$ -	\$ -	\$ -	\$ -	\$ -	\$ -	\$ -	\$ -
44.27.00	III-C-7	Private Sector Particip	\$ -	\$ -	\$ -	\$ -	\$ -	\$ -	\$ -	\$ -	\$ -	\$ -	\$ -	\$ -	\$ -	\$ -	\$ -	\$ -	\$ -	\$ -
	III-D	State & Extra-Reg'l	\$ 52,500	\$ 1,500	\$ 6,000	\$ 7,500	\$ 4,000	\$ 16,000	\$ 20,000	\$ 5,000	\$ 20,000	\$ 25,000	\$ 1,250	\$ 1,250	\$ 10,000	\$ 12,500	\$ 2,650	\$ 2,650	\$ 21,200	\$ 26,500
44.27.00	III-D-1	State & Extra-Reg'l	\$ 52,500	\$ 1,500	\$ 6,000	\$ 7,500	\$ 4,000	\$ 16,000	\$ 20,000	\$ 5,000	\$ 20,000	\$ 25,000	\$ 1,250	\$ 1,250	\$ 10,000	\$ 12,500	\$ 2,650	\$ 2,650	\$ 21,200	\$ 26,500
	III-E	Mgt. Ops, Admin	\$ 93,500	\$ 6,700	\$ 26,800	\$ 33,500	\$ 6,000	\$ 24,000	\$ 30,000	\$ 6,000	\$ 24,000	\$ 30,000	\$ 2,618	\$ 2,618	\$ 20,942	\$ 12,750	\$ 2,650	\$ 2,650	\$ 21,200	\$ 26,500
44.27.00		Mgt. Prgm. Adm	\$ 93,500	\$ 6,700	\$ 26,800	\$ 33,500	\$ 6,000	\$ 24,000	\$ 30,000	\$ 6,000	\$ 24,000	\$ 30,000	\$ 1,275	\$ 1,275	\$ 10,200	\$ 12,750	\$ 2,650	\$ 2,650	\$ 21,200	\$ 26,500
		TOTALS	\$ 664,750	\$ 87,950	\$ 351,800	\$ 439,750	\$ 20,000	\$ 80,000	\$ 100,000	\$ 25,000	\$ 100,000	\$ 125,000	\$ 13,743	\$ 13,743	\$ 109,942	\$ 124,000	\$ 6,800	\$ 6,800	\$ 54,400	\$ 68,000

FHWA FUNDS		
Grant	Federal 80%	Local 20%
PL (104)	\$351,800	\$87,950
SPR	\$80,000	\$20,000
STP-DA	\$100,000	\$25,000
TOTALS	\$531,800	\$132,950


FTA FUNDS			
Grant	Fed 80%	Local 10%	State 10%
5303	\$109,942	\$13,743	\$13,743
5307	\$54,400	\$6,800	\$6,800
TOTALS	\$164,342	\$20,543	\$20,543



STATE OF NORTH CAROLINA
DEPARTMENT OF TRANSPORTATION

INTEGRATED MOBILITY DIVISION
State Transportation Improvement Program (STIP)
Amendment Request Form
STIP: 2020-2029

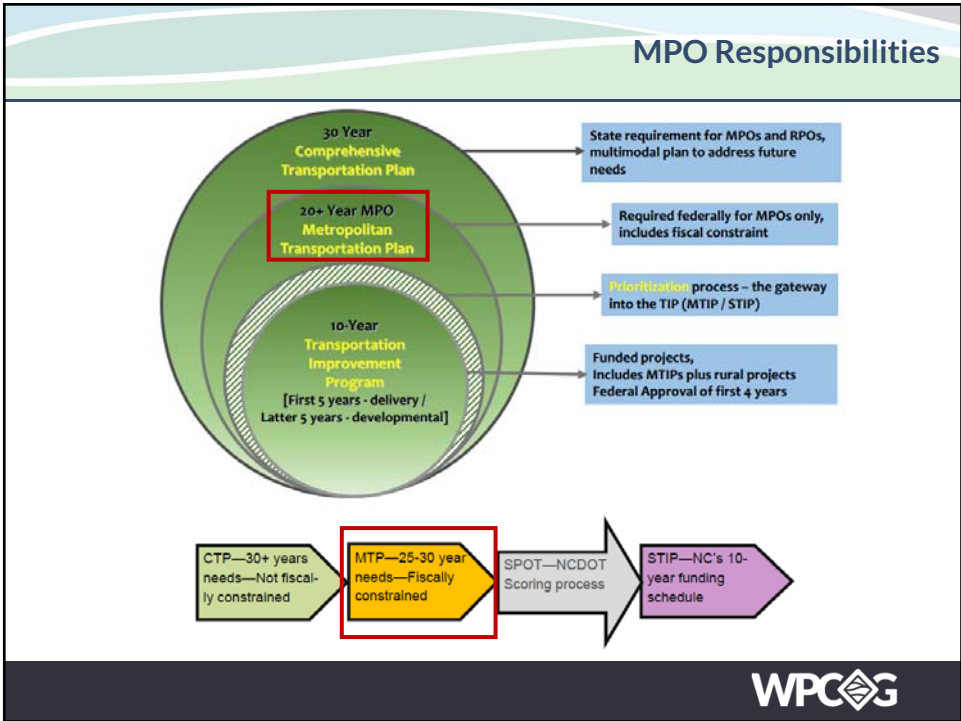
STIP#	Transit Partner	Description	FTA	FUND	FY23 (000)	FY24 (000)
TP-5106	Western Piedmont Council of Governments	Planning Assistance	FUZ	5303	109	55
			Local	L	14	7
			State	S	14	7



Western Piedmont
Council of Governments
Creative Regional Solutions Since 1968


2050 Plan Survey Results

Transportation Advisory Committee
January 19, 2022




Metropolitan Transportation Plan (MTP)

- Update of prior 2045 Plan adopted in 2018
- New 2050 Plan to be completed by 2023
- 2021 Launch
- Values Survey



The illustration shows a vibrant community scene. In the foreground, a green bus is driving on a road. To its right, a blue car is also on the road. A person in a wheelchair is crossing the street. In the background, there are colorful houses in shades of green, yellow, and blue. People are walking, including a person with a cane and a person pushing a stroller. A speed limit sign for 25 is visible. The sky is blue with some clouds.



MetroQuest Survey

GHMPO 2050 Plan Progress

Transportation Plan 2050

WELCOME

Help guide priorities for the 2050 vision

- Survey responses will help guide and prioritize transportation needs for future funding

[Learn more online](#) [Español](#) [Begin](#)



Staffed by WPCOG, the GHMPO develops and maintains transportation plans and programs for the region covering Alexander, Burke, Caldwell, and Catawba counties.



Help Privacy About MetroQuest

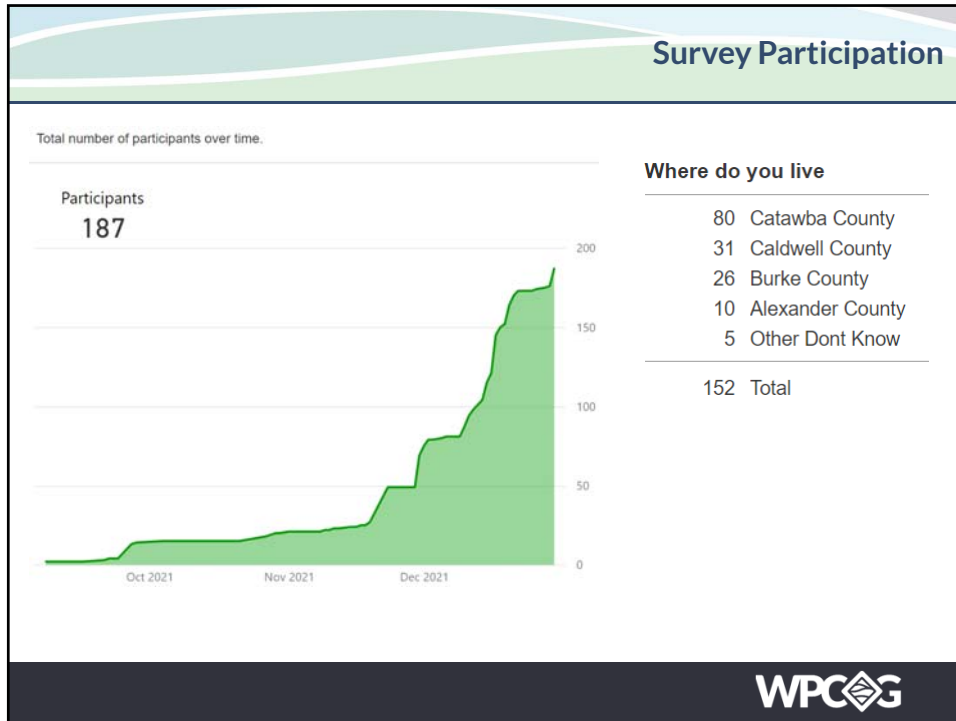
2 VALUES

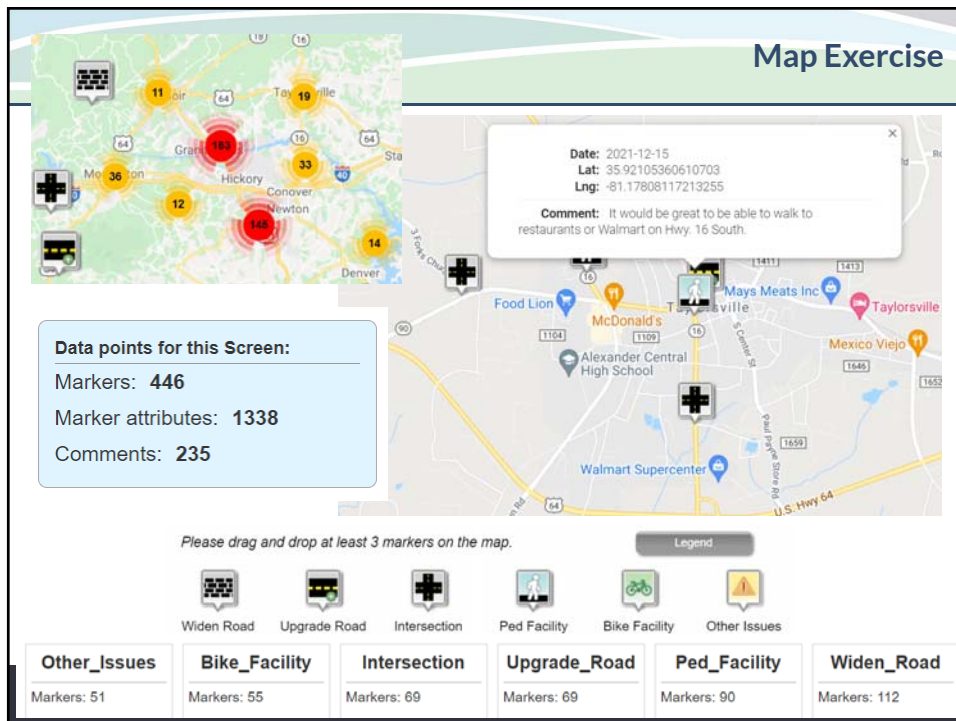
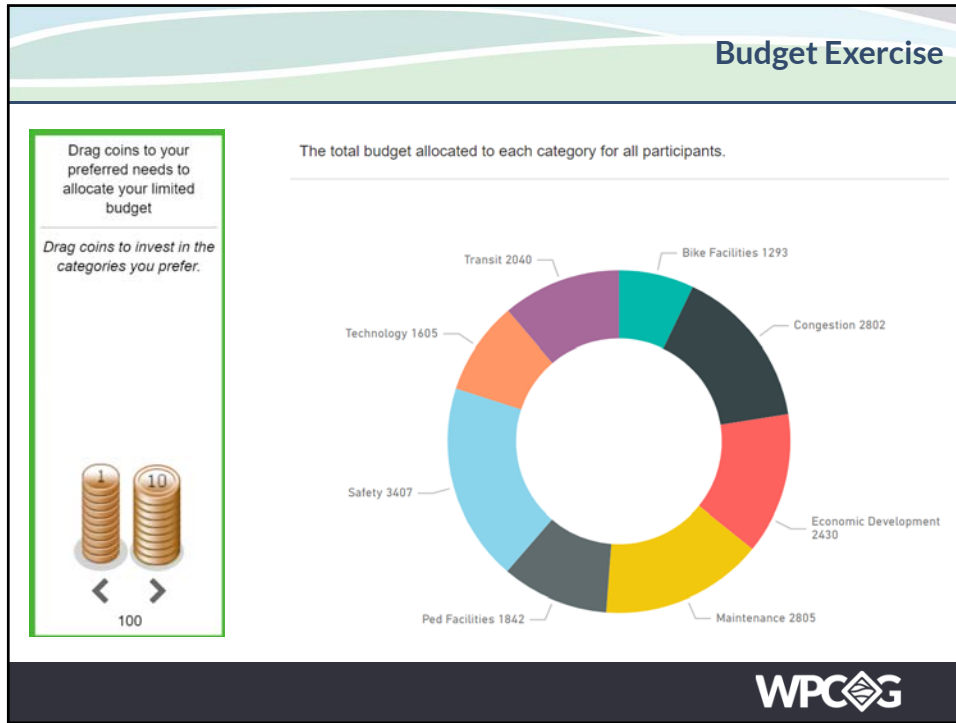
3 BUDGET

4 MAP IT

5 WRAP UP







Key Takeaways

- Safety needs for all users consistently top priority
- Other non-safety needs still balanced in ranking and budget priorities
- Combined intersections and upgrades more than widening needs
- Many widening comments actually for turn lanes
- Pedestrian needs higher than bicyclist needs
- Overlapping or corridor comments mostly made along previously identified priority corridors



Western Piedmont
Council of Governments

Creative Regional Solutions Since 1968

Questions?

brian.horton@wpcog.org

828-485-4225